



Product Profile

Cross-Fluted Fills

PLASdek® / BIOdek®



2H- FC10.12



2H- FKP 319










2H- FC10.27

Double folded edges FC10



Cross-fluted structure










- 
Excellent heat and mass transfer
 Due to high mixing turbulence by cross-fluted structure
- 
High resistance to erosion
 Provided by double folded PVC edges or reinforced PP edges
- 
Self supporting structure
 High bearing capacity achieved by large number of connecting points and variable sheet thicknesses
- 
Flexibility in material and dimensions
 Adaptation to plant requirements according to customer request
- 
Long service life
 Due to chemical, bacterial and UV resistance of PP and PVC

Cross-Fluted Fills

PLASdek® / BIODEk®

Technical Data

2H Type	FKP 312 FKP 612	FKP 319 FKP 619	FKP 327 FKP 627	KFP 338 KFP 638	FC10.12 FB10.12	FC10.19 FB10.19	FC10.27 FB10.27
							
Material	PP*	PP*	PP*	PP*	PVC	PVC	PVC
Specific surface area [m ² /m ³]	240	150	125	70	243	148	103
Corrugation height [mm]	12	19	27	38	12	19	27
Max. length [mm]	2400	2400	2400	2400	2400	2400	2400
Max. width [mm]	600	600	600	600	600	600	600
Height [mm]	300 / 600	300 / 600	300 / 600	300 / 600	300 / 600	300 / 600	300 / 600
Max. application temp. [°C]	80	80	80	80	60	60	60
Void ratio [%]	> 97	> 97	> 97	> 97	> 97	> 97	> 97

*also available in PVC on request with max. application temperature 60 °C

Typical Applications

Cooling Tower Cross- and counter-flow cooling towers 2H PLASdek®	Clean water	Slightly polluted water	Polluted water	Strongly polluted water	Clean water	Slightly polluted water	Polluted water
	Waste Water · Trickling filter · Submerged biological treatment 2H BIODEk®	Nitrification	Secondary treatment	Roughing	Roughing	Nitrification	Secondary treatment
	Biofiltration	Secondary treatment	Secondary treatment	Secondary treatment	Biofiltration	Secondary treatment	Secondary treatment
Mass Transfer	Trickle bed reactor	Scrubbers Strippers	Scrubbers Strippers	Scrubbers Strippers	Trickle bed reactor	Scrubbers Strippers	Scrubbers Strippers

General Remarks

PVC-material:	Unplasticized (uPVC)
PP-material:	Impact-resistant, environmentally friendly
PVC and PP material:	Resistant to rot, fungi and most dissolved chemicals, UV-stabilized
Max. application temperature:	For waste water applications temperatures should not exceed 40 °C. For cooling tower applications the operational temperature should be measured at the inlet pipe of the system and should not exceed the maximum application temperature stated above.
High temperature applications:	Fill media in high-temperature version in PVC (up to 75 °C) and PP (up to 100 °C) available on request.
Flammability:	Products in flame retardant version according to American and European standards available on request. National regulations on fire protection should be taken into consideration before choosing a product.
Weight and bearing capacity:	Bearing capacity and weight/m ³ depend on sheet thickness. It will be selected according to customer specification in consideration of process conditions and safety factors for temperatures, lifetime and material properties.
Support structure:	Recommendation for optimum solution for each application available on request.
Max. tolerances:	On all dimensions +/- 20 mm or 2 %, whichever is the greater. Tighter tolerances by prior agreement.

This information has been put together with greatest care. However, any performance data given in this leaflet is subject to compliance with certain surrounding conditions and hence may vary from case to case. Further, we reserve the right to make changes at any time without notice. We strongly recommend (i) reconfirmation with GEA 2H whether this information is still fully valid, before using it for final designs and (ii) to verify performance data taking into account the actual surrounding conditions. GEA 2H takes no responsibility for any consequences due to non-compliance with these recommendations.



GEA 2H Water Technologies Ltd

Sketty Close
 Brackmills Industrial Estate
 Northampton NN4 7PL
 Tel: +44 (0) 845 0039 114 · Fax: +44 (0) 845 0039 115
 www.gea-2h.co.uk · sales.2h.uk@geagroup.com